



## FLOYD-HI BED

design Piero Lissoni

Single or double bed with headboard structure in multilayer poplar and double-paneled fir-wood and padding in differentiated density polyurethane foam, acrylic fiber layers and covered in 100% polyether thermally bonded onto a polyamide velveteen backing. Headrest cushion, leaning on the structure, in prewashed and sterilized goose down, stitched into separate compartments with insert in polyurethane foam. Bedstead structure in multilayer poplar and fir-wood and padding in differentiated density polyurethane foam and acrylic fiber layers, covered in 100% polyether thermally bonded onto a polyamide velveteen backing, assembled to the bedstead chassis, in 50x30 mm tubular steel black epoxy powder coating. For the double bed version only, bedstead made of two separate parts connected by plates and secured with screws. Feet in laser-cut sheet steel, lacquered with epoxy powder coating gunmetal grey colour with a floor support in brass satinized, finished with a transparent matt varnish and black PVC rings.

Fabric or leather upholstery, both fully removable by zippers and Velcro fastenings. Fabric cover to protect the slat base, in 100% cotton, col. Ecrú, fixed to the bedstead upholstery by 2 zippers to open it on the sides and allow to inset the slat base.

Also available in Queen and King size.

Predisposition for placing slat base, foreseen dimensions:

- cm. 90x200
- cm. 140x200
- cm. 160x200 or (2) 80x200
- cm. 180x200 or (2) 90x200
- cm. 200x200 or (2) 100x200
- cm 153x203 Queen size
- cm 193x203 King size

### Feet




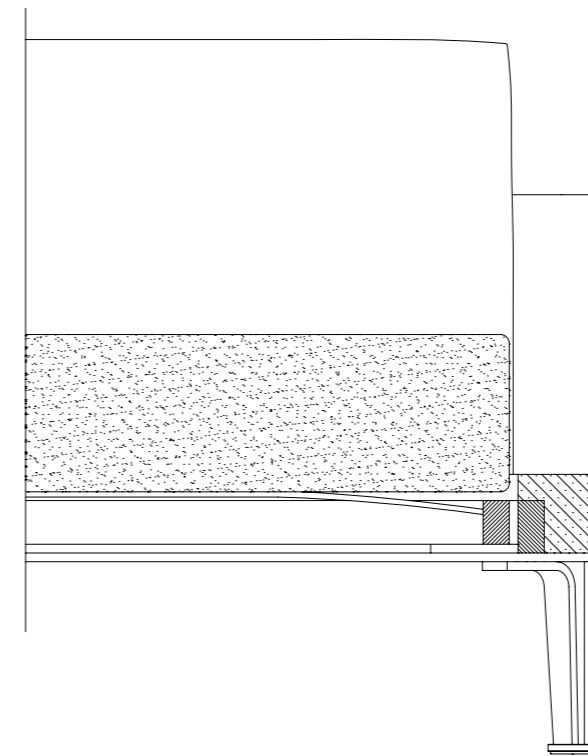
Steel with  
Gunmetal Grey  
Coating

### Disk



Matt Brass

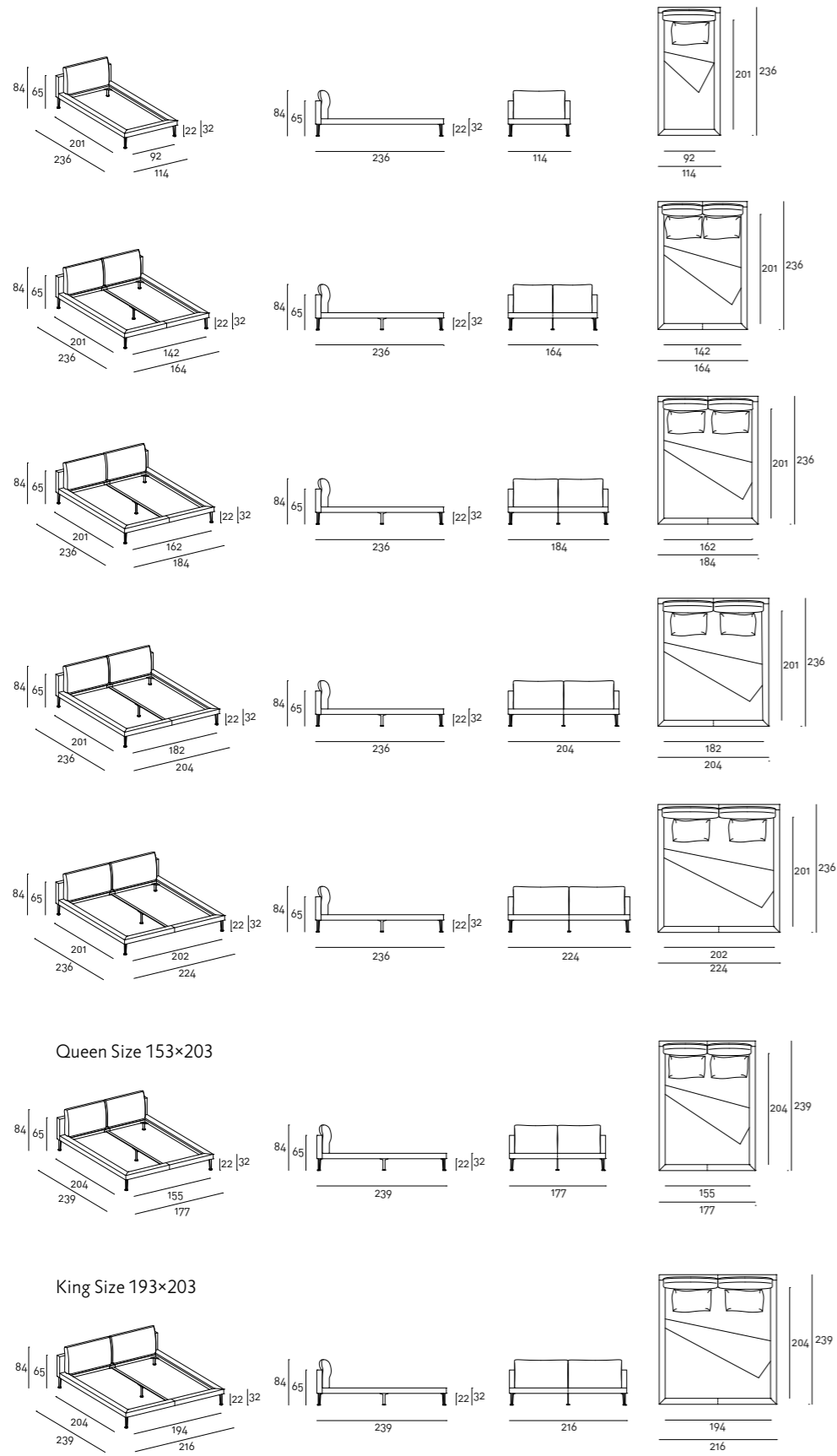
### Bed Section



Mattress / Bedstead  $\frac{1}{10}$  Bedstead



Technical Drawings



Notes

For slatted bases and mattresses not supplied by the company, please forward the technical specifications.

For slatted bases and mattresses, please refer to the price list.





